



Pensioners Life Authentication using T APP Folio  
(Submission of Digital Life Certificate)

**Help Document**

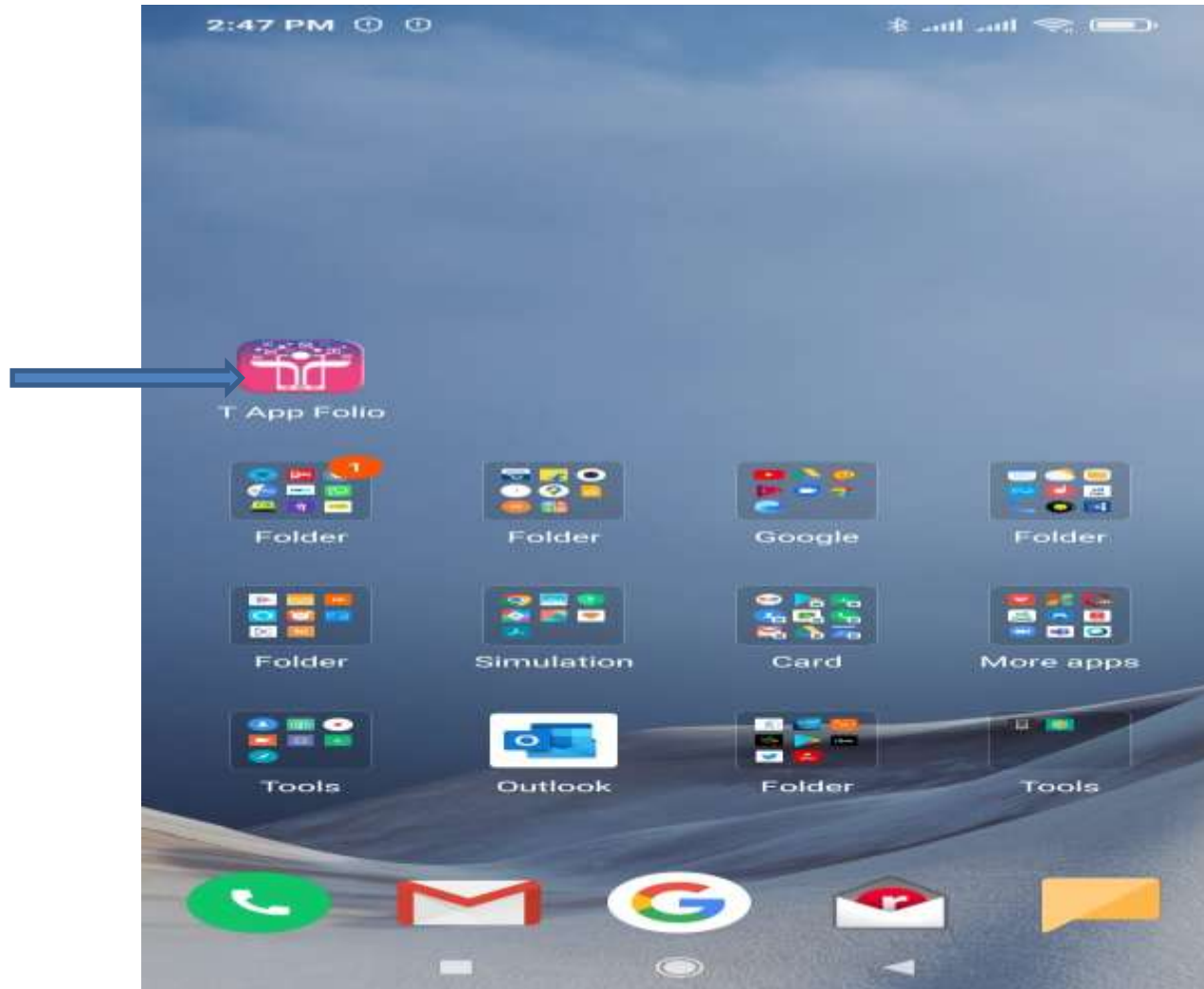


# Life Certificate Submission by Pensioner on Mobile App


# Download and install T APP Folio application from Play store (Android Phone) or App store (Apple Phone)



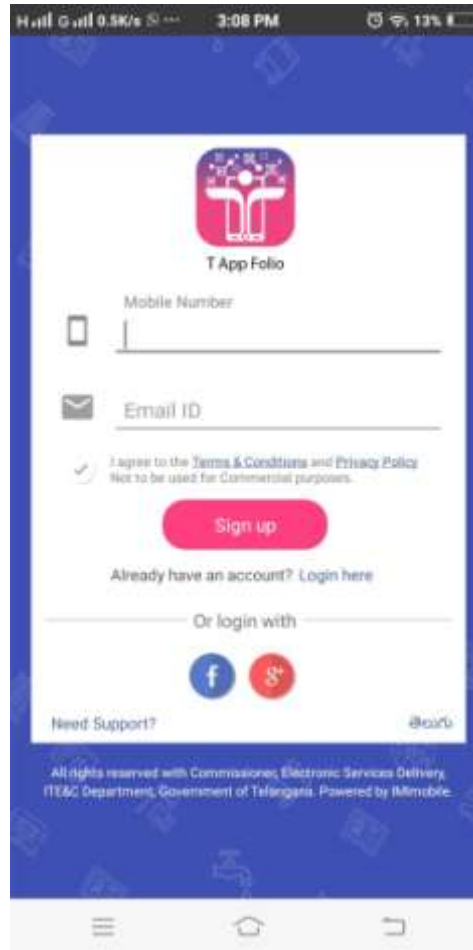
## T APP Folio icon will appear on Mobile screen



[Click on T APP Folio icon](#)



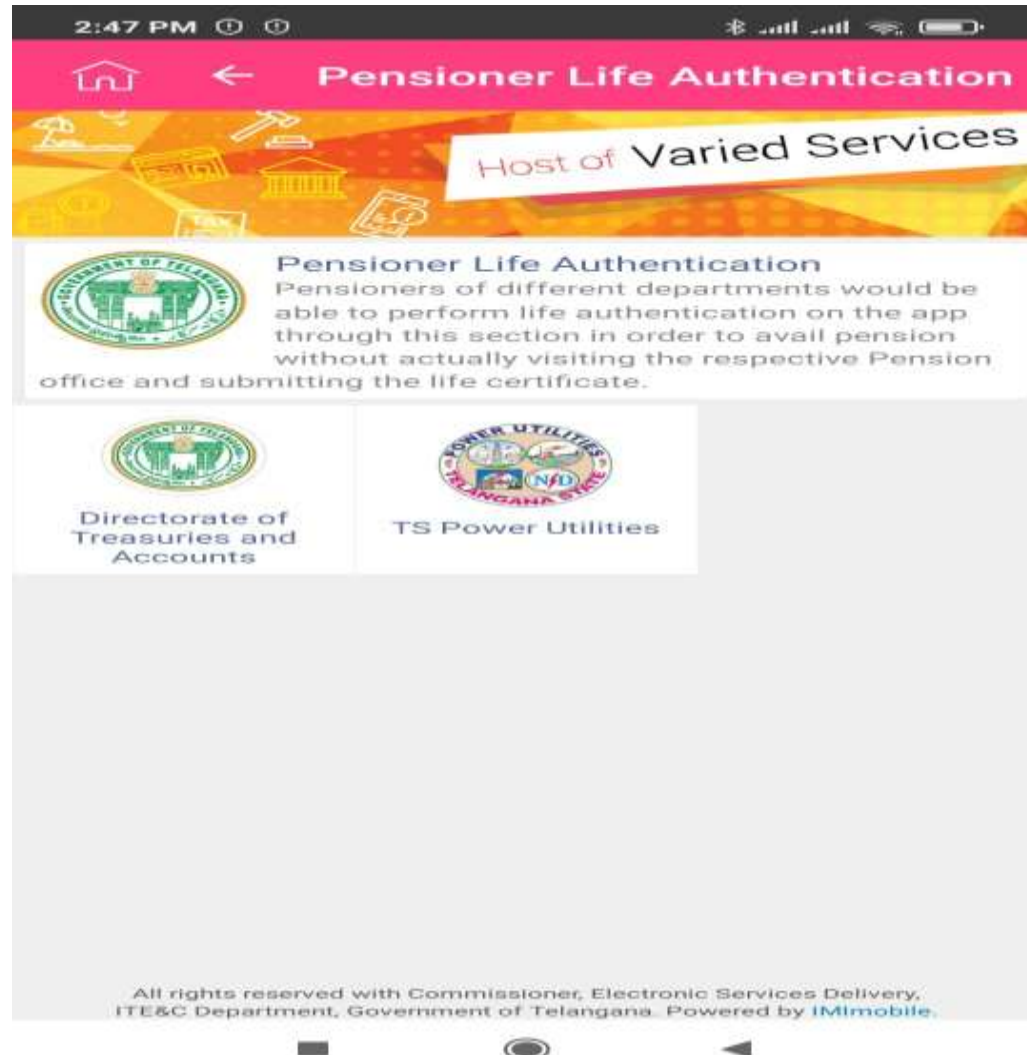
Register (One time process) as New User in T APP Folio by providing Mobile Number and Email ID. Receive Mobile Personal Identification Number (MPIN) for T APP and login.



Click on “Pensioner Life Authentication” icon in T APP Folio




Click on “TS Power Utilities” icon





Click on “TSTRANSCO” icon



To submit Life Certificate, Click on “Submit Life Certificate” icon



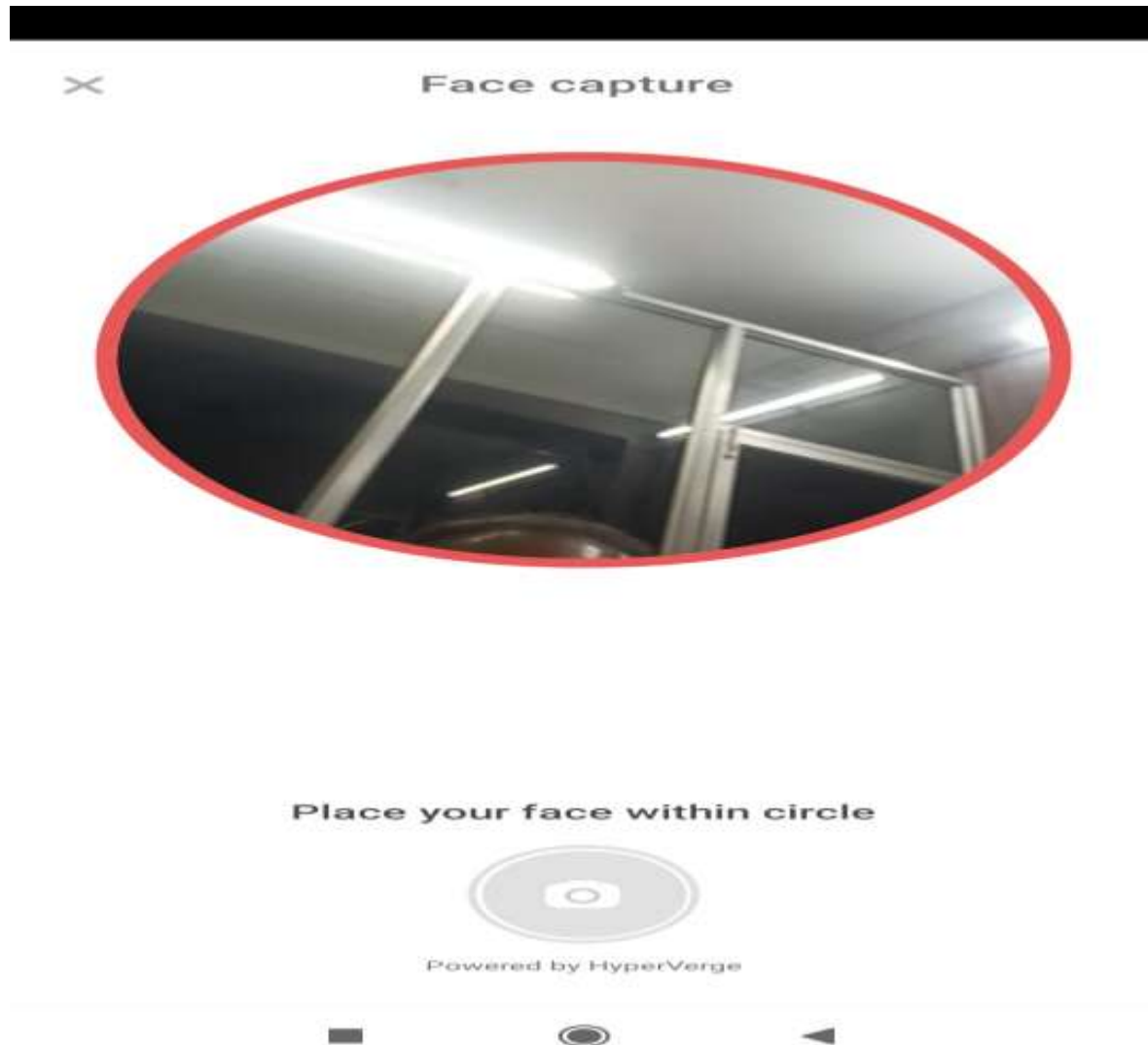
Select “Consent” to use Service and Provide 7 digit Pensioner ID Or PAN Number and Name and Click “Proceed”. You can read FAQs in this Setion.

The screenshot shows the 'Submit Life Certificate' screen in the TSTRANSCO app. At the top, there is a pink header with a home icon, a back arrow, and the text 'Submit Life Certificate TSTRANSCO'. Below the header, there is a section titled 'Submit Life Certificate' with a document icon and a green checkmark. The text below reads: 'This service enables the pensioners of TSTRANSCO to get Digital Life Certificate'. There is a 'Read More' link. Below this is a section for 'Frequently Asked Questions (FAQs)'. The main section is titled 'Consent' and contains a red checkmark icon and the text: 'By availing this service I hereby allow TSTRANSCO/ ITE&C department to access the input data entered by me on the app to perform relevant analysis required to complete the process and provide the service.' Below the consent section is the 'Pension Account Details' section, which includes input fields for 'Pensioner ID' (with '10' and a blue box), '(OR)', 'PAN Number', 'Mobile Number(Optional)' (with '949' and a blue box), and 'Name as per Pensioner ID' (with a blue box). At the bottom of the form are two buttons: 'Proceed' and 'Reset'. The app's status bar at the top shows the time as 2:48 PM and various system icons.

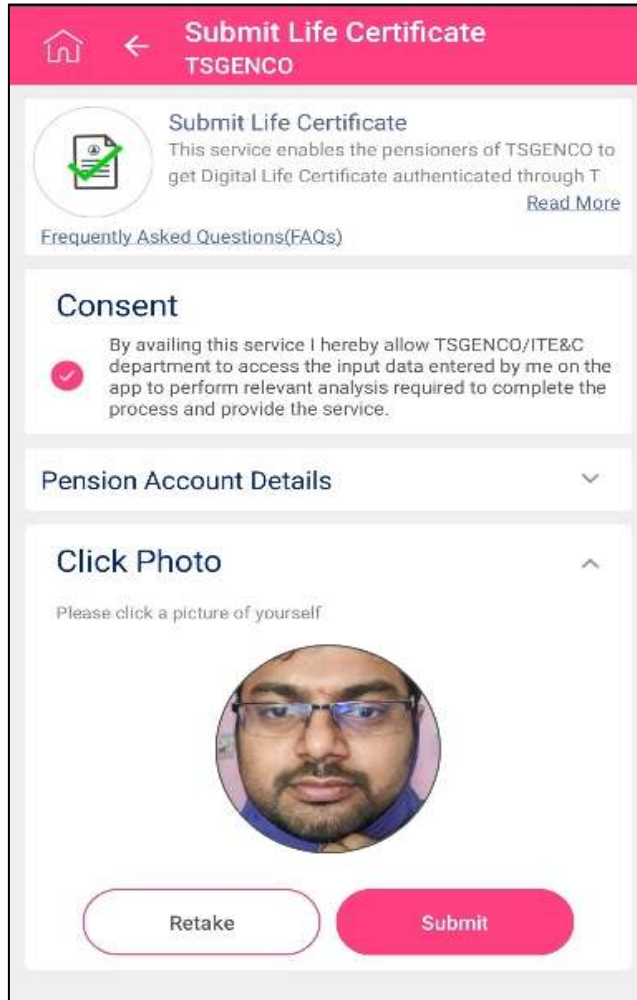
Click on “Click Photo”



Take a Selfie (Once the ring turns into Green colour, Click Camera button)



## After taking picture, Click Submit



**Submit Life Certificate**  
TSGENCO


**Submit Life Certificate**  
This service enables the pensioners of TSGENCO to get Digital Life Certificate authenticated through T  
[Read More](#)

[Frequently Asked Questions\(FAQs\)](#)

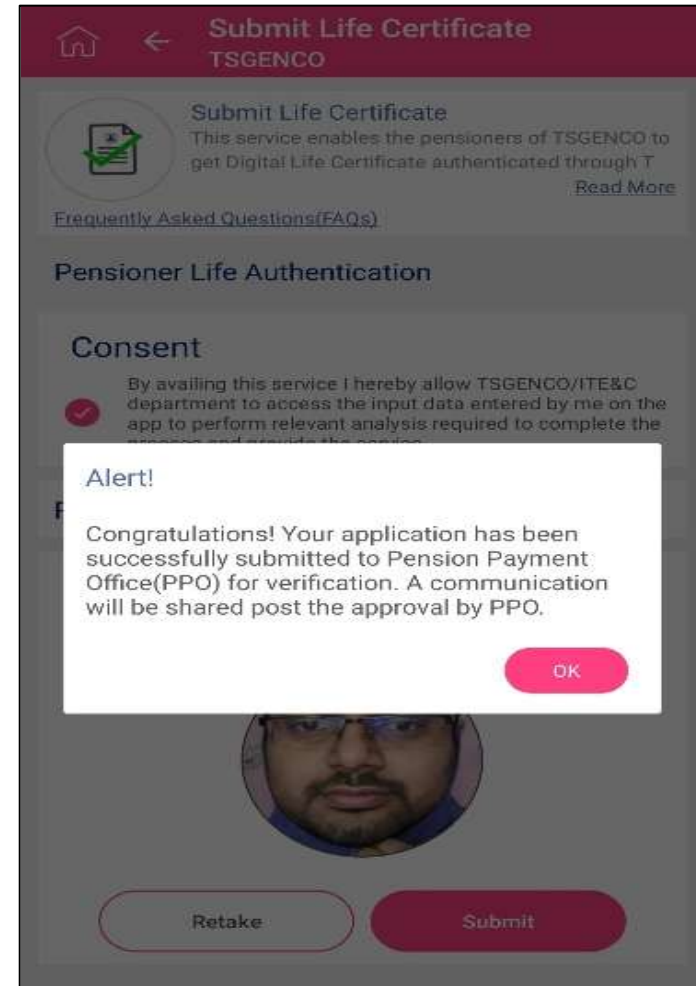
**Consent**  
 By availing this service I hereby allow TSGENCO/ITE&C department to access the input data entered by me on the app to perform relevant analysis required to complete the process and provide the service.

**Pension Account Details** ▾

**Click Photo** ▲  
Please click a picture of yourself



**Retake** **Submit**



**Submit Life Certificate**  
TSGENCO

**Submit Life Certificate**  
This service enables the pensioners of TSGENCO to get Digital Life Certificate authenticated through T  
[Read More](#)


[Frequently Asked Questions\(FAQs\)](#)

**Pensioner Life Authentication**

**Consent**  
 By availing this service I hereby allow TSGENCO/ITE&C department to access the input data entered by me on the app to perform relevant analysis required to complete the process and provide the service.

**Alert!**  
Congratulations! Your application has been successfully submitted to Pension Payment Office(PPO) for verification. A communication will be shared post the approval by PPO.

**OK**



**Retake** **Submit**

## Check the status of application in Status check section

The screenshot shows the 'Status Check' section of the TSTRANSCO mobile application. At the top, there is a pink header with a home icon, a back arrow, and the text 'Status Check TSTRANSCO'. Below the header, there is a document icon with a green checkmark and the text 'Status Check This service enables the pensioners to check the status of submitted life certificate.' Underneath, there is a link for 'Frequently Asked Questions(FAQs)'. The main section is titled 'Status Check' and asks the user to 'Please select any one of the following'. There are three radio button options: 'Reference Number' (selected), 'PAN Number', and 'Pensioner ID'. Below these options, the 'Reference Number' field is filled with '376256620A11'. A 'Check status' button is located below the input field. At the bottom of the screen, there is a green checkmark icon and the text 'Your submitted life certificate with Reference Number 376256620A11 is successful. Status : Approved'. The Android navigation bar is visible at the very bottom.

Go to receipts section to see submitted life certificates – Provide dates range and click “View Receipt”





## Find receipts (certificates) in Receipts section



## See your Certificate in Mobile App

The screenshot displays a mobile application interface for the Directorate of Treasuries & Accounts, Government of Telangana. At the top, there is a pink header with the department's name and logo. Below the header, the text reads 'Digital Life Certificate for the financial year 2021'. A blue rectangular box is positioned in the center, likely representing a QR code or a placeholder for a signature. Below this, the following information is displayed in a list format:

- Pensioner ID: 3762566
- Pensioner Name: [Redacted]
- Transaction Reference Number: 376256620A11
- Life Certificate Date: 11/12/2020 11:49:01 AM

A pink 'OK' button is located below the information. At the bottom of the screen, there is a grey footer with contact information: 'For any queries please reach out us over phone at: [18004251110](tel:18004251110) or email us at: [support-pics-tats@telangana.gov.in](mailto:support-pics-tats@telangana.gov.in)'. The Android navigation bar is visible at the very bottom.

For any queries please reach out us over phone at: [18004251110](tel:18004251110) or email us at: [support-pics-tats@telangana.gov.in](mailto:support-pics-tats@telangana.gov.in)



Find Digital Life Certificate in Status after the Life Certificate is approved by the concerned Pension Payment Officer (Certificate will be received in email id as well as in SMS with download link)

1d36111b8d.pdf 1 / 1

**Transmission Corporation of Telangana Ltd.**  
( A Government of Telangana Undertaking)

Digital Life Certificate for the Year 2021

Pensioner ID : 3762566

Pensioner's Name : [REDACTED] AR

PPO Number : [REDACTED]

Mobile Number : [REDACTED]

Email id : [REDACTED]

Life Certificate Issued Date & Time: 12-Nov-2020 11:49:01

Transaction Number : 376256620A11

**Status : Digital Life Certificate Approved**

For any queries please reach out to us over phone at:  
or email us at:

TSTRANSCO Helpdesk Details:

Landline: 040-23396000 Extn:3758 / Mobile: 9491060864 during Office hours only or email us at: [jao.pension@tstransco.in](mailto:jao.pension@tstransco.in)



**Thank You**